


The Colin Lewis Suite

Dating back to the 14th century, The Colin Lewis Suite retains its medieval charm with exposed oak beams and inglenook fireplace.




The tranquility of the room, guarantees the conducive environment in which to work. The room is also ideal for private dining for up to 50 and has its own private bottle bar and toilets.

Please note, The Colin Lewis Suite does not have wheelchair access.




Boardroom
30




Cabaret
35



Classroom
20



Dinner
50



Reception
70



Theatre
65



U Shape
25



Hollow Square
30

Services
Natural light

First floor

Blackout possible

8 three amp sockets

Dimensions

Total area 63.8m²

Length 11m

Width 5.8m

Ceiling height 4m

Door width 0.78m

Door height 1.97m